



Technical Data Sheet

3M™ Nitrile High Performance Plastic Adhesive 1099

Product Features

- 3M™ Nitrile High Performance Plastic Adhesive 1099 is a medium viscosity grade for most brush or flow applications.
- Fast drying.
- Provides strong, flexible bonds.
- Resists weathering, water, fuels, oil and plasticizers.
- Bonds vinyl extrusions and sheeting. (May stain light colored vinyls).
- Also bonds fabrics, foams and many plastics. (Not recommended for polyolefin plastic bonding).
- May be heat cured to obtain superior physical properties.


Technical Information Note

The following technical information and data should be considered representative or typical only and should not be used for specification purposes.

Typical Physical Properties

Property	Values	Additional Information
Solids Content by Weight	31 to 37 %	
Color	Light Tan (we and dry)	
Flash Point	0 °F	View
Notes: Closed Cup		
Flash Point	-18 °C	View
Notes: Closed Cup		
Carrier Solvent	Acetone	
Coverage	456 sq ft/gal	View
Notes: @ 2.5 g/ft ² dry wt.		
Viscosity	2000 to 4000 cP	View

Notes: Brookfield RVF #3 sp @ 10 rpm






Bonding Range Up to 40 min [View](#) 

Notes: 10 mil wet film 2 surfaces


Typical Uncured Physical Properties


Property	Values	Additional Information
Base	Nitrile Rubber	
Net Weight	7.3 to 7.5 lb/gal	


Typical Performance Characteristics


Property	Values	Additional Information
180° Peel Adhesion	264 oz/in	View 
Dwell/Cure Time: 24.0 Dwell Time Units: hr Temp C: 23C Temp F: 72F Environmental Condition: 50%RH Substrate: Canvas to Steel		
180° Peel Adhesion	416 oz/in	View 
Dwell/Cure Time: 72.0 Dwell Time Units: hr Temp C: 23C Temp F: 72F Environmental Condition: 50%RH Substrate: Canvas to Steel		
180° Peel Adhesion	376 oz/in	View 
Dwell/Cure Time: 120.0 Dwell Time Units: hr Temp C: 23C Temp F: 72F Environmental Condition: 50%RH Substrate: Canvas to Steel		
180° Peel Adhesion	440 oz/in	View 
Dwell/Cure Time: 168.0 Dwell Time Units: hr Temp C: 23C Temp F: 72F Environmental Condition: 50%RH Substrate: Canvas to Steel		
180° Peel Adhesion	496 oz/in	View 
Dwell/Cure Time: 2.0 Dwell Time Units: week Temp C: 23C Temp F: 72F Environmental Condition: 50%RH		


Substrate: Canvas to Steel


180° Peel Adhesion	480 oz/in	View 
<p>Dwell/Cure Time: 3.0 Dwell Time Units: week Temp C: 23C Temp F: 72F Environmental Condition: 50%RH Substrate: Canvas to Steel</p>		

180° Peel Adhesion	280 oz/in	View 
<p>Dwell/Cure Time: 3.0 Dwell Time Units: week Temp C: -34C Temp F: -29F Environmental Condition: 50%RH Substrate: Canvas to Steel</p>		

180° Peel Adhesion	112 oz/in	View 
<p>Dwell/Cure Time: 3.0 Dwell Time Units: week Temp C: 66C Temp F: 150F Environmental Condition: 50%RH Substrate: Canvas to Steel</p>		

180° Peel Adhesion	56 oz/in	View 
<p>Dwell/Cure Time: 3.0 Dwell Time Units: week Temp C: 82C Temp F: 180F Environmental Condition: 50%RH Substrate: Canvas to Steel</p>		

Overlap Shear Strength	2989 lb/in ²	View 
<p>Dwell/Cure Time: 30.0 Dwell Time Units: min Temp C: 177C Temp F: 300F Environmental Condition: +100 psi Test Condition: -67°F(-55°C) Substrate: Aluminum to Aluminum</p>		

Overlap Shear Strength	2409 lb/in ²	View 
<p>Dwell/Cure Time: 30.0 Dwell Time Units: min Temp C: 177C Temp F: 300F Environmental Condition: +100 psi Test Condition: -30°F(-34°C) Substrate: Aluminum to Aluminum</p>		

Overlap Shear Strength	1306 lb/in ²	View 
<p>Dwell/Cure Time: 30.0 Dwell Time Units: min Temp C: 177C Temp F: 300F Environmental Condition: +100 psi Test Condition: Room Temperature Substrate: Aluminum to Aluminum</p>		

Overlap Shear Strength

897 lb/in²View 

Dwell/Cure Time: 30.0
Dwell Time Units: min
Temp C: 177C
Temp F: 300F
Environmental Condition: +100 psi
Test Condition: 150°F(66°C)
Substrate: Aluminum to Aluminum

Overlap Shear Strength

643 lb/in²View 

Dwell/Cure Time: 30.0
Dwell Time Units: min
Temp C: 177C
Temp F: 300F
Environmental Condition: +100 psi
Test Condition: 180°F(82°C)
Substrate: Aluminum to Aluminum

Overlap Shear Strength

607 lb/in²View 

Dwell/Cure Time: 30.0
Dwell Time Units: min
Temp C: 177C
Temp F: 300F
Environmental Condition: +100 psi
Test Condition: 200°F(93°C)
Substrate: Aluminum to Aluminum

Overlap Shear Strength

467 lb/in²View 

Dwell/Cure Time: 30.0
Dwell Time Units: min
Temp C: 177C
Temp F: 300F
Environmental Condition: +100 psi
Test Condition: 250°F(121°C)
Substrate: Aluminum to Aluminum

Storage and Shelf Life

Store product at 60-80°F (16-27°C) for maximum storage life. Higher temperatures can reduce normal storage life. Lower temperatures can cause increased viscosity of a temporary nature. Rotate stock on a “first in-first out” basis.

When stored at the recommended conditions in the original, unopened container this product has a shelf life of 24 months from date of manufacture.

Bottom Matter

3M
Industrial Adhesives and Tapes Division
3M Center, Building 225-3S-06
St. Paul, MN 55144-1000
800-362-3550

Trademarks

3M is a trademark of 3M Company.

Automotive Disclaimer

Automotive Applications: This product is an industrial product and has not been designed or tested for use in certain automotive applications, including, but not limited to, automotive electric powertrain battery or high voltage applications. This product does not fully adhere to typical automotive design or quality system requirements, such as IATF 16949 or VDA 6.3. This product may not be manufactured in an IATF certified facility and may not meet a Ppk of 1.33 for all properties. The product may not undergo an automotive production part approval process (PPAP). Customer is solely responsible for evaluating the product and determining whether it is appropriate and suitable for customer's automotive

application and for conducting incoming inspections before use of the product. Failure to do so may result in injury, death, and/or harm to property. No written or verbal statement, report, data or recommendation by 3M related to automotive use of the product shall have any force or effect unless in an agreement signed by the Technical Director of 3M's Automotive Division. Customer assumes all responsibility and risk if customer chooses to use this product in an automotive electric powertrain battery or high voltage application, and 3M will not be liable for any loss or damage arising from or related to the 3M product or customer's use of the product, whether direct, indirect, special, incidental, or consequential (including, but not limited to, lost profits or business opportunity or recall costs), regardless of the legal or equitable theory asserted, including, but not limited to, warranty, contract, negligence, or strict liability. In no event shall 3M be liable for any damages in excess of the purchase price paid for the product.

NOTWITHSTANDING ANY OTHER STATEMENT TO THE CONTRARY, 3M MAKES NO REPRESENTATIONS, WARRANTIES OR CONDITIONS WHATSOEVER, EXPRESS OR IMPLIED, REGARDING THE PRODUCT IF USED IN AN AUTOMOTIVE ELECTRIC POWERTRAIN BATTERY OR HIGH VOLTAGE APPLICATION, INCLUDING, BUT NOT LIMITED TO, ANY WARRANTY ON PERFORMANCE, LONGEVITY, SUITABILITY, COMPATIBILITY, OR INTEROPERABILITY, OR ANY IMPLIED WARRANTY OR CONDITION OF MERCHANTABILITY, FITNESS FOR A PARTICULAR PURPOSE, OR ARISING OUT OF A COURSE OF DEALING, CUSTOM, OR USAGE OF TRADE.

Handling/Application Information

Application Equipment

Note: Appropriate application equipment can enhance adhesive performance. We suggest the following application equipment for the user's evaluation in light of the user's particular purpose and method of application.

1. Pumping:

3M™ Nitrile High Performance Plastic Adhesive 1099, 1099-L*

5 Gallon or less dispensing system:

Pressure pot 100 psi operating pressure. Fluid hose should be nylon lined.

55 Gallon dispensing system:

Pump – 2:1 ratio, double acting, ball type checks, bung mounting, divorced design.

*Synthetic materials such as packings, seals and hose lines must be resistant to the solvent in these adhesives. nylon, compar, and PTFE lined or coated parts are suggested.

2. Spray:

Plastic Adhesive 1099-L: Production

Type Spray Equipment

Note: This adhesive is not recommended for airless spraying.

12-3 H.P. Compressor for intermittent use.

4 H.P. Compressor for continuous use.

2To Measure Fluid Flow: Pressurize fluid source only; pull trigger; flow material into measuring device for 60 seconds, increase or decrease fluid source pressure to obtain desired fluid flow.

All material hoses should be nylon or PVA lined.

3. Brush/Roller: Typical brushes designed for oil based paints may be used.

Directions for Use

1. Surface Preparation: Remove all dust, dirt, oil, grease, wax, loose paint, etc.

Wiping with methyl ethyl ketone (MEK)* or 3M™ Citrus Base Cleaner* will aid in preparing the surface for bonding.

2. Application Temperature: For best results, the temperature of the adhesive and surfaces should be at least 65°F (18°C).

3. Application: Stir well before using.

Porous Surface(s): Brush, flow or spray a thin, even coat of adhesive to one or both surfaces. Coating both surfaces is preferred since it gives greater strength and permits longer open time before bonding. Very absorbent materials may require more than one coat. Bond while adhesive is still wet or aggressively tacky. Join surfaces with firm pressure.

Non-Porous Surface(s): Brush, flow or spray a thin, even coat of adhesive to both surfaces. Allow adhesive to dry until tacky. Join surfaces with firm pressure.

4. Drying Time: Drying time depends on temperature, humidity, air movement, and porosity of the materials bonded. Greater immediate strength may be obtained by heat or solvent reactivation. See Reactivation below.

5. Reactivation: To solvent reactivate, coat both surfaces with adhesive. Allow to dry tack-free. Lightly wipe one surface with a solvent such as methyl ethyl ketone (MEK).* Complete bond within 30 seconds.

To heat reactivate, coat both surfaces with adhesive. Allow adhesive to dry completely. Reactivate by heating one or both surfaces to a minimum of 180°F (82°C). Assemble immediately (while hot), using firm pressure to ensure contact.

6. Curing: 3M™ Nitrile High Performance Plastic Adhesive 1099 and 1099-L may be heat cured to obtain superior properties. Cure assembled parts at time and temperature listed using 100 psi pressure on the bond line.

Temperature of Bondline Time for Minimum Cure

200°F (93°C) 120 minutes

240°F (116°C) 40 minutes

280°F (138°C) 12 minutes

320°F (160°C) 8 minutes

360°F (182°C) 5 minutes

400°F (204°C) 2 minutes

7. Cleanup: Excess adhesive may be removed with methyl ethyl ketone (MEK)* or acetone,* preferably while adhesive is still wet.

*Note: When using solvents, extinguish all ignition sources, including pilot lights, and follow manufacturer's precautions and directions for use.

References

Property	Values
3m.com Product Page	https://www.3m.com/3M/en_US/p/d/b40069407/
Safety Data Sheet SDS	https://www.3m.com/3M/en_US/company-us/SDS-search/results/?gsaAction=msdsSRA&msdsLocale=en_US&co=ptn&q=1099

Family Group

Link Tags:

- 1099
- 1099-L

Products	Solids Content by Weight	Color
1099	31 to 37 %	Light Tan (we and dry)
1099-L	22 to 26 %	N/A

ISO Statement

This Industrial Adhesives and Tapes Division product was manufactured under a 3M quality system registered to ISO 9001 standards.

Precautionary Information

Refer to Product Label and Material Safety Data Sheet for health and safety information before using this product. For additional health and safety information, call 1-800-364-3577 or (651) 737-6501.

Information

Technical Information: The technical information, guidance, and other statements contained in this document or otherwise provided by 3M are based upon records, tests, or experience that 3M believes to be reliable, but the accuracy, completeness, and representative nature of such information is not guaranteed. Such information is intended for people with knowledge and technical skills sufficient to assess and apply their own informed judgment to the information. No license under any 3M or third party intellectual property rights is granted or implied with this information.

Product Selection and Use: Many factors beyond 3M's control and uniquely within user's knowledge and control can affect the use and performance of a 3M product in a particular application. As a result, customer is solely responsible for evaluating the product and determining whether it is appropriate and suitable for customer's application, including conducting a workplace hazard assessment and reviewing all applicable regulations and standards (e.g., OSHA, ANSI, etc.). Failure to properly evaluate, select, and use a 3M product and appropriate safety products, or to meet all applicable safety regulations, may result in injury, sickness, death, and/or harm to property.

Warranty, Limited Remedy, and Disclaimer: Unless a different warranty is specifically stated on the applicable 3M product packaging or product literature (in which case such warranty governs), 3M warrants that each 3M product meets the applicable 3M product specification at the time 3M ships the product. 3M MAKES NO OTHER WARRANTIES OR CONDITIONS, EXPRESS OR IMPLIED, INCLUDING, BUT NOT LIMITED TO, ANY IMPLIED WARRANTY OR CONDITION OF MERCHANTABILITY, FITNESS FOR A PARTICULAR PURPOSE, OR ARISING OUT OF A COURSE OF DEALING, CUSTOM, OR USAGE OF TRADE. If a 3M product does not conform to this warranty, then the sole and exclusive remedy is, at 3M's option, replacement of the 3M product or refund of the purchase price.

Limitation of Liability: Except for the limited remedy stated above, and except to the extent prohibited by law, 3M will not be liable for any loss or damage arising from or related to the 3M product, whether direct, indirect, special, incidental, or consequential (including, but not limited to, lost profits or business opportunity), regardless of the legal or equitable theory asserted, including, but not limited to, warranty, contract, negligence, or strict liability.

Disclaimer: 3M industrial and occupational products are intended, labeled, and packaged for sale to trained industrial and occupational customers for workplace use. Unless specifically stated otherwise on the applicable product packaging or literature, these products are not intended, labeled, or packaged for sale to or use by consumers (e.g., for home, personal, primary or secondary school, recreational/sporting, or other uses not described in the applicable product packaging or literature), and must be selected and used in compliance with applicable health and safety regulations and standards (e.g., U.S. OSHA, ANSI), as well as all product literature, user instructions, warnings, and limitations, and the user must take any action required under any recall, field action or other product use notice. Misuse of 3M industrial and occupational products may result in injury, sickness, or death. For help with product selection and use, consult your on-site safety professional, industrial hygienist, or other subject matter expert. For additional product information, visit www.3M.com.