

Technical Data Sheet

3M™ Scotch-Weld™ Epoxy Potting Compound/Adhesive DP270 Black

Product Description

3M™Scotch-Weld™ Epoxy Potting Compound/Adhesive DP270 (or 3M™ Scotch- Weld™ Epoxy Potting Compound/Adhesive 270 B/A) is a two-part, low viscosity epoxy resin system designed primarily for potting, sealing, and encapsulation of many electronic components and is available in clear or black. Scotch-Weld epoxy potting compound/adhesive DP270 is noncorrosive to copper and offers good thermal shock resistance and excellent retention of electrical insulation properties under high humidity conditions.

3M™ Scotch-Weld™ epoxy potting compound/adhesive DP270 has a work life of approximately 70 minutes, a tack-free time of about 3 hours and is fully cured after 48 hours at 73°F (23°C). This product produces no exotherm in 5-10 gram masses and a very slight exotherm in larger masses.

3M™ Scotch-Weld™ epoxy potting compound/adhesive DP270 is ideal for the potting and encapsulation of many heat sensitive or delicate components such as glass diodes and sensors as well as for transformers, coils, chokes, relays, etc. It is available in the convenient 3M™ EPX™ Applicator System for multi-station usage and in bulk containers for larger volume applications.

Available in bulk containers as Scotch-Weld epoxy potting compound/adhesive 270 B/A.




Product Features


- Good Thermal Shock Resistance
- Excellent Electrical Properties
- Meets UL 94 HB (File No. E61941)
- Noncorrosive to Copper
- Long Worklife
- Negligible Exotherm

Technical Information Note

The following technical information and data should be considered representative or typical only and should not be used for specification purposes.

Typical Mixed Physical Properties

Property	Values	Additional Information
Open Time	60 min	View 
Notes: POR=Pop Off Rubber		
Worklife	60 to 70 min	View 
Temp C: 23C Temp F: 73F		
Time to Handling Strength	3 hr	View 
Temp C: 23C Temp F: 73F		
Notes: Minimum time required to achieve 50 psi of overlap shear strength. Cure times are approximate and depend on adhesive temperature.		
Tack Free Time	3 hr	

Time to Full Cure 48 hr [View](#) 

Temp C: 23C
Temp F: 73F

Notes: The cure time is defined as that time required for the adhesive to achieve a minimum of 80% of the ultimate strength as measured by aluminum-aluminum OLS.

Cure Shrinkage 0.08 %

Typical Physical Properties

Property	Values	Additional Information
----------	--------	------------------------

Color	Black	View 
-------	-------	--

Test Name: Cured


UL Listing 94 HB (File No. E61941)

Typical Uncured Physical Properties


Property	Values	Additional Information
----------	--------	------------------------

Base Color	Black	
------------	-------	--

Accelerator Color Amber

Base Viscosity 7000 to 16000 cP [View](#) 

Temp C: 23C
Temp F: 72F

Accelerator Viscosity 6000 to 12000 cP [View](#) 

Temp C: 23C
Temp F: 72F

Base Resin Epoxy

Accelerator Resin Amine

Mix Ratio by Volume (B:A) 1:1

Mix Ratio by Weight (B:A) 1:0.85

Typical Cured Characteristics

Property	Values	Additional Information
Shore D Hardness	83	View
Test Method: ASTM D2240 Temp C: 23C Temp F: 73F		
Weight Loss by Thermal Gravimetric Analysis (TGA)	1 %	View
Temp C: 122C Temp F: 252F		
Weight Loss by Thermal Gravimetric Analysis (TGA)	5 %	View
Temp C: 175C Temp F: 347F		
Weight Loss by Thermal Gravimetric Analysis (TGA)	10 %	View
Temp C: 210C Temp F: 410F		
Thermal Shock Resistance	Pass 5 Cycles without cracking	View
Test Method: 3M C3174		
Compression Strength	8100 lb/in ²	View
Test Method: ASTM D695 Notes: 3M™ Scotch-Weld™ Epoxy Potting Compound/Adhesive DP270 and 270 B/A can be used for, potting, encapsulation, and adhesive applications.		

Typical Performance Characteristics

Property	Values	Additional Information
Solvent Resistance Acetone 1hr	B	View
Environmental Condition: 24hr @ RT + 2hr @ 160F(71C) + Acetone 1hr Notes: Cured OLS samples immersed in solvent and after dwell, examined for surface attack compared to control. A: Unaffected, no color or texture change B: Slight attack, slight swelling of surface. C: Moderate/severe attack, extreme swelling of surface.		
Solvent Resistance Acetone 1month	C	View
Environmental Condition: 24hr @ RT + 2hr @ 160F(71C) + Acetone 1mo Notes: Cured OLS samples immersed in solvent and after dwell, examined for surface attack compared to control. A: Unaffected, no color or texture change B: Slight attack, slight swelling of surface. C: Moderate/severe attack, extreme swelling of surface.		
Solvent Resistance Isopropyl Alcohol 1hr	A	View

Environmental Condition: 24hr @ RT + 2hr @ 160F(71C) + Isopropyl Alcohol 1hr

Notes: Cured OLS samples immersed in solvent and after dwell, examined for surface attack compared to control. A: Unaffected, no color or texture change B: Slight attack, slight swelling of surface. C: Moderate/severe attack, extreme swelling of surface.

Solvent Resistance Isopropyl Alcohol
1month

B

[View](#) 

Environmental Condition: 24hr @ RT + 2hr @ 160F(71C) + Isopropyl Alcohol 1mo

Notes: Cured OLS samples immersed in solvent and after dwell, examined for surface attack compared to control. A: Unaffected, no color or texture change B: Slight attack, slight swelling of surface. C: Moderate/severe attack, extreme swelling of surface.

Solvent Resistance Freon TF 1hr

A


[View](#) 

Environmental Condition: 24hr @ RT + 2hr @ 160F(71C) + Freon TF 1hr

Notes: Cured OLS samples immersed in solvent and after dwell, examined for surface attack compared to control. A: Unaffected, no color or texture change B: Slight attack, slight swelling of surface. C: Moderate/severe attack, extreme swelling of surface.

Solvent Resistance Freon TF 1month

A

[View](#) 

Environmental Condition: 24hr @ RT + 2hr @ 160F(71C) + Freon TF 1mo

Notes: Cured OLS samples immersed in solvent and after dwell, examined for surface attack compared to control. A: Unaffected, no color or texture change B: Slight attack, slight swelling of surface. C: Moderate/severe attack, extreme swelling of surface.

Solvent Resistance Freon TMC 1hr

B

[View](#) 

Environmental Condition: 24hr @ RT + 2hr @ 160F(71C) + Freon TMC 1hr

Notes: Cured OLS samples immersed in solvent and after dwell, examined for surface attack compared to control. A: Unaffected, no color or texture change B: Slight attack, slight swelling of surface. C: Moderate/severe attack, extreme swelling of surface.

Solvent Resistance Freon TMC 1month

C

[View](#) 

Environmental Condition: 24hr @ RT + 2hr @ 160F(71C) + Freon TMC 1mo

Notes: Cured OLS samples immersed in solvent and after dwell, examined for surface attack compared to control. A: Unaffected, no color or texture change B: Slight attack, slight swelling of surface. C: Moderate/severe attack, extreme swelling of surface.

Solvent Resistance 1, 1, 1 - Trichloroethane
1hour

A

[View](#) 

Environmental Condition: 24hr @ RT + 2hr @ 160F(71C) + 1, 1, 1 - Trichloroethane 1hr

Notes: Cured OLS samples immersed in solvent and after dwell, examined for surface attack compared to control. A: Unaffected, no color or texture change B: Slight attack, slight swelling of surface. C: Moderate/severe attack, extreme swelling of surface.

Solvent Resistance 1, 1, 1 - Trichloroethane
1month

C

[View](#) 

Environmental Condition: 24hr @ RT + 2hr @ 160F(71C) + 1, 1, 1 - Trichloroethane 1mo

Notes: Cured OLS samples immersed in solvent and after dwell, examined for surface attack compared to control. A: Unaffected, no color or texture change B: Slight attack, slight swelling of surface. C: Moderate/severe attack, extreme swelling of surface.

Solvent Resistance RMA Flux 1hr

A

[View](#) 

Environmental Condition: 24hr @ RT + 2hr @ 160F(71C) + RMA Flux 1hr

Notes: Cured OLS samples immersed in solvent and after dwell, examined for surface attack compared to control. A: Unaffected, no color or texture change B: Slight attack, slight swelling of surface. C: Moderate/severe attack, extreme swelling of surface.


Solvent Resistance RMA Flux 1month


B


[View](#) 

Environmental Condition: 24hr @ RT + 2hr @ 160F(71C) + RMA Flux 1mo

Notes: Cured OLS samples immersed in solvent and after dwell, examined for surface attack compared to control. A: Unaffected, no color or texture change B: Slight attack, slight swelling of surface. C: Moderate/severe attack, extreme swelling of surface.

Overlap Shear Strength 7day FR-4 to FR-4	1750 to 1800 lb/in ²	View 
<p>Test Method: ASTM D1002</p> <p>Test Name: Overlap Shear Strength Dwell/Cure Time: 7.0 Dwell Time Units: day Temp C: 23C Temp F: 73F Environmental Condition: 50%RH Substrate: FR-4 Surface Preparation: MEK wipe</p> <p>Notes: 3M™ Scotch-Weld™ Epoxy Potting Compound/Adhesive DP270 and 270 B/A can be used for, potting, encapsulation, and adhesive applications. The following shows typical shear and peel values determined on several common substrates. 0.005-0.008in bondline</p>		


Overlap Shear Strength 7day Copper	1700 to 1750 lb/in ²	View 
<p>Test Method: ASTM D1002</p> <p>Test Name: Overlap Shear Strength Dwell/Cure Time: 7.0 Dwell Time Units: day Temp C: 23C Temp F: 73F Environmental Condition: 50%RH Substrate: Copper Surface Preparation: MEK wipe</p> <p>Notes: 3M™ Scotch-Weld™ Epoxy Potting Compound/Adhesive DP270 and 270 B/A can be used for, potting, encapsulation, and adhesive applications. The following shows typical shear and peel values determined on several common substrates. 0.005-0.008in bondline</p>		

T-Peel Adhesion 23C Aluminum to Etched Aluminum	<2 lb/in width	View 
<p>Test Method: ASTM D1876</p> <p>Test Name: T-Peel Adhesion Temp C: 23C Temp F: 73F Substrate: Aluminum to Etched Aluminum</p> <p>Notes: 3M™ Scotch-Weld™ Epoxy Potting Compound/Adhesive DP270 and 270 B/A can be used for, potting, encapsulation, and adhesive applications.</p>		

3M™ EPX™ Pneumatic Applicator Delivery Rates

Property	Values	Additional Information
Pneumatic Applicator Delivery Rates	38.2 g/min	View 

Notes: Tests were run at a temperature of 70°F ± 2°F (21°C ± 1°C) and at maximum applicator pressure.











Pneumatic Applicator Delivery Rates	148.8 g/min	View 
-------------------------------------	-------------	--

Notes: Tests were run at a temperature of 70°F ± 2°F (21°C ± 1°C) and at maximum applicator pressure.

Pneumatic Applicator Delivery Rates	68.6 g/min	View 
-------------------------------------	------------	--

Notes: Tests were run at a temperature of 70°F ± 2°F (21°C ± 1°C) and at maximum applicator pressure.

Electrical and Thermal Properties

Property	Values	Additional Information
Glass Transition Temperature (Tg)	49 °C	View 
Notes: Glass Transition Temperature (Tg) determined using DSC Analyzer with a heating rate of 68°F (20°C) per minute. Second heat values given.		
Glass Transition Temperature (Tg)	120 °F	View 
Notes: Glass Transition Temperature (Tg) determined using DSC Analyzer with a heating rate of 68°F (20°C) per minute. Second heat values given.		
Glass Transition Temperature (Tg)	43 °C	View 
Notes: Glass Transition Temperature (Tg) determined using DSC Analyzer with a heating rate of 68°F (20°C) per minute. Second heat values given.		
Glass Transition Temperature (Tg)	109 °F	View 
Notes: Glass Transition Temperature (Tg) determined using DSC Analyzer with a heating rate of 68°F (20°C) per minute. Second heat values given.		
Insulation Resistance	3 x 10 ¹³ Ω	View 
Notes: 0.8 mm/0.8 mm comb pattern on FR-4, 60°C/96% R.H./100 volts d.c.		
Insulation Resistance	2 x 10 ¹¹ Ω	View 
Notes: 0.8 mm/0.8 mm comb pattern on FR-4, 60°C/96% R.H./100 volts d.c.		
Dielectric Constant 1KHz	3.5	View 
Test Method: ASTM D150 Temp C: 23C Temp F: 72F		
Dissipation Factor 1KHz	0.018	View 
Test Method: ASTM D150 Temp C: 23C Temp F: 72F		
Thermal Conductivity	4.25 x 10 ⁻⁴ Cal/s/cm/°C	View 
Test Method: C177 Temp F: 110F Notes: Thermal conductivity determined using C-matic Instrument using 2 in. diameter samples.		
Thermal Conductivity	0.178 W/m/K	View 
Test Method: C177 Temp F: 110F Notes: Thermal conductivity determined using C-matic Instrument using 2 in. diameter samples.		
Thermal Conductivity	0.103 (btu-ft)/(h-ft ² -°F)	

View 

Test Method: C177

Temp F: 110F

Notes: Thermal conductivity determined using C-matic Instrument using 2 in. diameter samples.

Volume Resistivity

4.1 x 10¹⁴ Ω-cm

View 

Test Method: ASTM D257

Temp C: 23C

Temp F: 73F

Coefficient of Thermal Expansion

80 x 10⁻⁶ m/m/°C

Coefficient of Thermal Expansion

180 x 10⁻⁶ m/m/°C

Additional Electrical Properties

Storage and Shelf Life

Store product at 60-80°F (16-27°C) for maximum storage life.

These products when stored in original, unopened container have a shelf life of 18 months from date of manufacture.

Industry Specifications

UL 94 HB (File E61941)

Bottom Matter

3M

Industrial Adhesives and Tapes Division

3M Center, Building 225-3S-06

St. Paul, MN 55144-1000

800-362-3550

Trademarks

3M, Scotch-Weld and EPX are trademarks of 3M Company.

Automotive Disclaimer

Automotive Applications: This product is an industrial product and has not been designed or tested for use in certain automotive applications, including, but not limited to, automotive electric powertrain battery or high voltage applications. This product does not fully adhere to typical automotive design or quality system requirements, such as IATF 16949 or VDA 6.3. This product may not be manufactured in an IATF certified facility and may not meet a Ppk of 1.33 for all properties. The product may not undergo an automotive production part approval process (PPAP). Customer is solely responsible for evaluating the product and determining whether it is appropriate and suitable for customer's automotive application and for conducting incoming inspections before use of the product. Failure to do so may result in injury, death, and/or harm to property. No written or verbal statement, report, data or recommendation by 3M related to automotive use of the product shall have any force or effect unless in an agreement signed by the Technical Director of 3M's Automotive Division. Customer assumes all responsibility and risk if customer chooses to use this product in an automotive electric powertrain battery or high voltage application, and 3M will not be liable for any loss or damage arising from or related to the 3M product or customer's use of the product, whether direct, indirect, special, incidental, or consequential (including, but not limited to, lost profits or business opportunity or recall costs), regardless of the legal or equitable theory asserted, including, but not limited to, warranty, contract, negligence, or strict liability. In no event shall 3M be liable for any damages in excess of the purchase price paid for the product.

NOTWITHSTANDING ANY OTHER STATEMENT TO THE CONTRARY, 3M MAKES NO REPRESENTATIONS, WARRANTIES OR CONDITIONS WHATSOEVER, EXPRESS OR IMPLIED, REGARDING THE PRODUCT IF USED IN AN AUTOMOTIVE ELECTRIC POWERTRAIN BATTERY OR HIGH VOLTAGE APPLICATION, INCLUDING, BUT NOT LIMITED TO, ANY WARRANTY ON PERFORMANCE, LONGEVITY, SUITABILITY, COMPATIBILITY, OR INTEROPERABILITY, OR ANY IMPLIED WARRANTY OR CONDITION OF MERCHANTABILITY, FITNESS FOR A PARTICULAR PURPOSE, OR ARISING OUT OF A COURSE OF DEALING, CUSTOM, OR USAGE OF TRADE.

Handling/Application Information

Application Equipment

These products may be applied by spatula, trowel or flow equipment.

Two part mixing/proportioning/dispensing equipment is available for intermittent or production line use. These systems are ideal because of their variable shot size and flow rate characteristics and are adaptable to most applications.

Directions for Use

1. For high strength structural bonds, paint, oxide films, oils, dust, mold release agents and all other surface contaminants must be completely removed. However, the amount of surface preparation directly depends on the required bond strength and the environmental aging resistance desired by user. For specific surface preparations on common substrates, see the section on surface preparation.

2. These products consist of two parts.

Mixing

For Duo-Pak Cartridges

3M™ Scotch-Weld™ epoxy potting compound/adhesive DP270 Clear and Black are supplied in a dual syringe plastic duo-pak cartridge as part of the 3M™ EPX™ Applicator systems. To use, simply insert the duo-pak cartridge into the EPX applicator and start the plunger into the cylinders using light pressure on the trigger. Next, remove the duo-pak cartridge cap and expel a small amount of adhesive to be sure both sides of the duo-pak cartridge are flowing evenly and freely. If mixing of Part A and Part B is desired, attach the EPX applicator mixing nozzle to the duo-pak cartridge and begin dispensing the adhesive. For hand mixing, expel the desired amount of material and mix thoroughly to obtain a uniform color.

For Bulk Containers

Mix thoroughly by weight or volume in the proportions specified in the typical uncured properties section to obtain a uniform color.

3. For maximum bond strength apply product evenly to both surfaces to be joined.

4. Application to the substrates should be made within 70 minutes. Larger quantities and/or higher temperatures will reduce this working time.

5. Join the adhesive coated surfaces and allow to cure at 60°F (16°C) or above until firm. Heat up to 200°F (93°C) will speed curing.

6. The following times and temperatures will result in a full cure of these products.

23°C (73°F) 48 Hours

50°C (122°F) 4 Hours

80°C (176°F) 60 Minutes

100°C (212°F) 30 Minutes

7. Keep parts from moving during cure. Contact pressure necessary. Maximum shear strength is obtained with a 3-5 mil bond line.

8. Excess uncured adhesive can be cleaned up with ketone type solvents*.

*Note: When using solvents, extinguish all ignition sources, including pilot lights, and follow the manufacturer's precautions and directions for use.

Adhesion Coverage: A 0.005 in thick bondline will yield a coverage of 320 sqft/gallon

Surface Preparation

For high strength structural bonds, paint, oxide films, oils, dust, mold release agents and all other surface contaminants must be completely removed. However, the amount of surface preparation directly depends on the required bond strength and the environmental aging resistance desired by user.

The following cleaning methods are suggested for common surfaces:

Steel

1. Wipe free of dust with oil-free solvent such as acetone, isopropyl or alcohol solvents.*
2. Sandblast or abrade using clean fine grit abrasives.
3. Wipe again with solvent to remove loose particles.
4. If a primer is used, it should be applied within 4 hours after surface preparation.

Aluminum

1. Alkaline Degrease: Oakite 164 solution (9-11 oz./gallon water) at 190°F ± 10°F (88°C ± 5°C) for 10-20 minutes. Rinse immediately in large quantities of cold running water.
2. Acid Etch: Place panels in the following solution for 10 minutes at 150°F ± 5°F (66°C ± 2°C).

Sodium Dichromate 4.1 - 4.9 oz./gallon

Sulfuric Acid, 66°Be 38.5 - 41.5 oz./gallon 2024-T3 aluminum (dissolved) 0.2 oz./gallon minimum Tap water as needed to balance

3. Rinse: Rinse panels in clear running tap water.
4. Dry: Air dry 15 minutes; force dry 10 minutes at 150°F ± 10°F (66°C ± 5°C).
5. If primer is to be used, it should be applied within 4 hours after surface preparation.

Plastics/Rubber

1. Wipe with isopropyl alcohol.*
2. Abrade using fine grit abrasives.
3. Wipe with isopropyl alcohol.*

Glass

1. Solvent wipe surface using acetone or MEK.*
2. Apply a thin coating (0.0001 in. or less) of 3M™ Scotch-Weld™ Metal Primer EC3901 to the glass surfaces to be bonded and allow the primer to dry 60 minutes before bonding.

*Note: When using solvents, extinguish all ignition sources, including pilot lights, and follow the manufacturer's precautions and directions for use.

References

Property	Values
3m.com Product Page	https://www.3m.com/3M/en_US/p/d/b5005321029/
Safety Data Sheet SDS	https://www.3m.com/3M/en_US/company-us/SDS-search/results/?gsaAction=msdsSRA&msdsLocale=en_US&co=ptn&q=DP270 Black

Family Group

Link Tags:

- DP270 Clear
- DP270 Black

Products	Shore D Hardness	Color	Worklife
DP270 Clear	83	N/A	N/A
DP270 Black	83	Black	60 to 70 min

ISO Statement

This Industrial Adhesives and Tapes Division product was manufactured under a 3M quality system registered to ISO 9001 standards.

Precautionary Information

Refer to Product Label and Material Safety Data Sheet for health and safety information before using this product. For additional health and safety information, call 1-800-364-3577 or (651) 737-6501.

Information

Technical Information: The technical information, guidance, and other statements contained in this document or otherwise provided by 3M are based upon records, tests, or experience that 3M believes to be reliable, but the accuracy, completeness, and representative nature of such information is not guaranteed. Such information is intended for people with knowledge and technical skills sufficient to assess and apply their own informed judgment to the information. No license under any 3M or third party intellectual property rights is granted or implied with this information.

Product Selection and Use: Many factors beyond 3M's control and uniquely within user's knowledge and control can affect the use and performance of a 3M product in a particular application. As a result, customer is solely responsible for evaluating the product and determining whether it is appropriate and suitable for customer's application, including conducting a workplace hazard assessment and reviewing all applicable regulations and standards (e.g., OSHA, ANSI, etc.). Failure to properly evaluate, select, and use a 3M product and appropriate safety products, or to meet all applicable safety regulations, may result in injury, sickness, death, and/or harm to property.

Warranty, Limited Remedy, and Disclaimer: Unless a different warranty is specifically stated on the applicable 3M product packaging or product literature (in which case such warranty governs), 3M warrants that each 3M product meets the applicable 3M product specification at the time 3M ships the product. 3M MAKES NO OTHER WARRANTIES OR CONDITIONS, EXPRESS OR IMPLIED, INCLUDING, BUT NOT LIMITED TO, ANY IMPLIED WARRANTY OR CONDITION OF MERCHANTABILITY, FITNESS FOR A PARTICULAR PURPOSE, OR ARISING OUT OF A COURSE OF DEALING, CUSTOM, OR USAGE OF TRADE. If a 3M product does not conform to this warranty, then the sole and exclusive remedy is, at 3M's option, replacement of the 3M product or refund of the purchase price.

Limitation of Liability: Except for the limited remedy stated above, and except to the extent prohibited by law, 3M will not be liable for any loss or damage arising from or related to the 3M product, whether direct, indirect, special, incidental, or consequential (including, but not limited to, lost profits or business opportunity), regardless of the legal or equitable theory asserted, including, but not limited to, warranty, contract, negligence, or strict liability.

Disclaimer: 3M industrial and occupational products are intended, labeled, and packaged for sale to trained industrial and occupational customers for workplace use. Unless specifically stated otherwise on the applicable product packaging or literature, these products are not intended, labeled, or packaged for sale to or use by consumers (e.g., for home, personal, primary or secondary school, recreational/sporting, or other uses not described in the applicable product packaging or literature), and must be selected and used in compliance with applicable health and safety regulations and standards (e.g., U.S. OSHA, ANSI), as well as all product literature, user instructions, warnings, and limitations, and the user must take any action required under any recall, field action or other product use notice. Misuse of 3M industrial and occupational products may result in injury, sickness, or death. For help with product selection and use, consult your on-site safety professional, industrial hygienist, or other subject matter expert. For additional product information, visit www.3M.com.