

Technical Data Sheet

3M™ Scotch-Weld™ Low Odor Acrylic Adhesive DP8725NS

Product Description

3M™ Scotch-Weld™ DP8725 Adhesive is a low odor, non-flammable, two-part acrylic structural adhesives with a 10:1 mix ratio.


Product Features

- Low-odor, non-flammable acrylic formulation
- Non-sag formulation resists running and slumping of adhesive
- Room temperature cure
- Contains spacer beads to control bond line thickness

Technical Information Note

The following technical information and data should be considered representative or typical only and should not be used for specification purposes. Note: The following data is taken from tests conducted on limited production runs. 3M will continue to test samples from additional product runs and will issue a new data page if the test results change.


Typical Uncured Physical Properties

Property	Values	Additional Information
Color	Black	View 

Notes: Colors may vary from nearly white to yellow/amber. Adhesive performance is not affected by color variation.

Base Color	Black
------------	-------


Accelerator Color	Gray
-------------------	------

Base Density	1 g/cm ³	View 
--------------	---------------------	--

Notes: Density measured using pycnometer.

Accelerator Density	1.1 g/cm ³	View 
---------------------	-----------------------	--

Notes: Density measured using pycnometer.


Base Viscosity	15000 - 80000 cP	View 
----------------	------------------	--

Notes: Viscosity measured using cone-and-plate viscometer; reported viscosity at 4 sec⁻¹ shear rate.


Accelerator Viscosity	5000 - 20000 cP
-----------------------	-----------------

View 

Notes: Viscosity measured using cone-and-plate viscometer; reported viscosity at 4 sec⁻¹ shear rate.

Base Viscosity	40000 cP	View 
----------------	----------	--

Notes: Viscosity measured using cone-and-plate viscometer; reported viscosity at 3.8 sec⁻¹ shear rate.

Accelerator Viscosity	15000 cP	View 
-----------------------	----------	--


Notes: Viscosity measured using cone-and-plate viscometer; reported viscosity at 3.8 sec⁻¹ shear rate.

Mix Ratio by Volume (B:A)	10:1
---------------------------	------


Mix Ratio by Weight (B:A)	10:1
---------------------------	------

Typical Mixed Physical Properties

Property	Values	Additional Information
----------	--------	------------------------

Open Time	25 to 30 min	View 
-----------	--------------	--


Notes: Max time allowed after applying adhesive to a substrate before bond must be closed and fixed. Cure times approximate and depend on adhesive temperature. Hotmelts: The approx. bonding range of a 1/8" bead of molten adhesive on a non-metallic surface.

Time to Structural Strength	30 to 35 min	View 
-----------------------------	--------------	--


Notes: Minimum time required to achieve 1,000 psi of overlap shear strength. Cure times are approximate and depend on adhesive temperature.

Viscosity	40000 cP
-----------	----------

Density (mixed)	1 g/cm ³
-----------------	---------------------


Worklife	20 to 22 min	View 
----------	--------------	--

Notes: Maximum time that adhesive can remain in a static mixing nozzle and still be expelled without undue force on the applicator. Cure times are approximate and depend on adhesive temperature.

Set Time (min)	25 to 30 min	View 
----------------	--------------	--

Temp C: 23C
Temp F: 73F

Notes: Minimum time required to achieve 50 psi of overlap shear strength. Cure times are approximate and depend on adhesive temperature.

Time to Full Cure	24 hr	View 
-------------------	-------	--

Temp C: 23C
Temp F: 73F

Typical Physical Properties

Property	Values	Additional Information
Color	Black	View
Test Name: Mixed		
Color	Black	View
Test Name: Cured		


Typical Performance Characteristics

Additional Test notes

Note: This adhesive also has relatively low adhesion to low surface energy plastics (such as polypropylene, polyethylene, TPO, and PTFE). Applications involving any of these materials should be carefully evaluated by the end user for suitability.

Note: The presence of oxygen inhibits the cure of acrylic structural adhesives. Therefore, any exposed surfaces of the mixed adhesive will cure much more slowly than adhesive contained within the bond line. With methyl methacrylate (MMA) acrylic adhesives, any uncured adhesive on the surface flashes off immediately, leaving a surface that feels dry to the touch. With this low odor acrylic adhesive, uncured adhesive on exposed surfaces does not evaporate away as quickly, leaving a tacky film of partially cured material. For manufacturing processes that need a tack-free surface quickly, such as for subsequent sanding or painting operations, consider instead using a standard MMA acrylic adhesive.

Property	Values	Additional Information
Environmental Resistance 30min 200C Aluminum	78 %	View
Test Method: ASTM D1002		
Test Name: Overlap Shear Strength Dwell/Cure Time: 30.0 Dwell Time Units: min Temp C: 200C Temp F: 392F Substrate: Aluminum		
Notes: Performance % to control sample @RT, tested after 24hr dwell @RT. Cured adhesives can handle short contact to most chemicals or env. cond. Avoid long exposure to: Temp >100°F + water Ketone-type solvents (acetone, MEK) Gasoline and similar liquids		
Bell Peel 23°C (72°F) Aluminum	43 lb/in width	View
Substrate: Etched Aluminum		
Notes: 6 in/min, 1in wide, 1/16in thick Data from 3M™ EPX™ Applicator System with an EPX static mixer according to manufacturer's directions. Thorough hand-mixing will afford comparable results. Cohesive (CF), Adhesive (AF) and Substrate (SF) Failure		
Overlap Shear Strength 7day Aluminum	2180 lb/in²	View
Test Method: ASTM D1002		
Test Name: Overlap Shear Strength Dwell/Cure Time: 7.0 Dwell Time Units: day Temp C: 23C Temp F: 73F Environmental Condition: 50%RH Substrate: Aluminum Surface Preparation: MEK/Abrade/MEK		
Notes: 1in wide 1/2in overlap specimens. 2 panels of 0.05-0.064in x 4in x 7in 2024T-3 clad aluminum bonded and cut to 1in wide samples after 24hr. Jaw separation 0.1 in/min, 0.005-0.008in bondline. Cohesive (CF), Adhesive (AF), and Substrate (SF) Failure		
Overlap Shear Strength 7day Cold Rolled		

Steel 1830 lb/in² View 

Test Method: ASTM D1002

Test Name: Overlap Shear Strength
Dwell/Cure Time: 7.0
Dwell Time Units: day
Temp C: 23C
Temp F: 73F
Environmental Condition: 50%RH
Substrate: Cold Rolled Steel
Surface Preparation: MEK/Abrade/MEK


Notes: Overlap shear (OLS) strengths were measured on 1in wide 1/2in overlap specimens on 1in x 4in x .060in substrates. Jaw separation 0.1 in/min. 0.005-0.008in bondline. Cohesive (CF), Adhesive(AF), and Substrate(SF) Failure

Overlap Shear Strength 7day ABS 777 lb/in² View 

Test Method: ASTM D1002

Test Name: Overlap Shear Strength
Dwell/Cure Time: 7.0
Dwell Time Units: day
Temp C: 23C
Temp F: 73F
Environmental Condition: 50%RH
Substrate: ABS
Surface Preparation: IPA Wipe


Notes: Overlap shear (OLS) strengths were measured on 1 in. wide 1/2 in. overlap specimens. Bonds made with 1 in x 4 in x 0.125in pieces of substrate with a 0.005-0.008in bondline. Jaw Separation 2in/min Cohesive (CF), Adhesive (AF), Substrate (SF) Failure

Overlap Shear Strength 7day Polyvinyl chloride (PVC) 434 lb/in² View 

Test Method: ASTM D1002

Test Name: Overlap Shear Strength
Dwell/Cure Time: 7.0
Dwell Time Units: day
Temp C: 23C
Temp F: 73F
Environmental Condition: 50%RH
Substrate: Polyvinyl chloride (PVC)
Surface Preparation: IPA Wipe

Notes: Overlap shear (OLS) strengths were measured on 1 in. wide 1/2 in. overlap specimens. 1" x 4" x 0.125" substrate Jaw separation 2 in/min; 0.005-0.008in bondline. Cohesive Failure (CF), Adhesive Failure (AF), Substrate Failure (SF)

Overlap Shear Strength 7day Polycarbonate (PC) 207 lb/in² View 

Test Method: ASTM D1002

Test Name: Overlap Shear Strength
Dwell/Cure Time: 7.0
Dwell Time Units: day
Temp C: 23C
Temp F: 73F
Environmental Condition: 50%RH
Substrate: Polycarbonate (PC)
Surface Preparation: IPA Wipe


Notes: Overlap shear (OLS) strengths were measured on 1 in. wide 1/2 in. overlap specimens. 1" x 4" x 0.125" substrate Jaw separation 2 in/min; 0.005-0.008in bondline. Cohesive Failure (CF), Adhesive Failure (AF), Substrate Failure (SF)

Typical Cured Characteristics

Property	Values	Additional Information
Shore D Hardness	65	View 

Test Method: ASTM D2240


Temp C: 23C
Temp F: 73F

Overlap Shear Strength 24hour Acrylic 539 lb/in² [View](#) 

Test Method: ASTM D1002

Test Name: Overlap Shear Strength
Dwell/Cure Time: 24.0
Dwell Time Units: hr
Temp C: 23C
Temp F: 73F
Environmental Condition: 50%RH
Substrate: Acrylic (PMMA)
Surface Preparation: Light Abrasion and Solvent Clean


Notes: 1min open time, 1/2in overlap, 0.010in bond line thickness, separation rate 0.1 in/min metals, 2 in/min plastics, abraded and solvent wiped substrates, 1/16in metals, 1/8in plastics Cohesive (CF), Adhesive (AF), and Substrate (SF) Failure

Overlap Shear Strength 24hour Polyester (Fibre-Reinforced) 756 lb/in² [View](#) 

Test Method: ASTM D1002

Test Name: Overlap Shear Strength
Dwell/Cure Time: 24.0
Dwell Time Units: hr
Temp C: 23C
Temp F: 73F
Environmental Condition: 50%RH
Substrate: Polyester (PET)
Surface Preparation: Light Abrasion and Solvent Clean


Notes: 1min open time, 1/2in overlap, 0.010in bond line thickness, separation rate 0.1 in/min metals, 2 in/min plastics, abraded and solvent wiped substrates, 1/16in metals, 1/8in plastics Cohesive (CF), Adhesive (AF), and Substrate (SF) Failure

Overlap Shear Strength 24hour Epoxy Resin (Fibre Reinforced) 1435 lb/in² [View](#) 

Test Method: ASTM D1002

Test Name: Overlap Shear Strength
Dwell/Cure Time: 24.0
Dwell Time Units: hr
Temp C: 23C
Temp F: 73F
Environmental Condition: 50%RH
Substrate: Epoxy Resin (Fibre Reinforced)
Surface Preparation: Light Abrasion and Solvent Clean


Notes: 1min open time, 1/2in overlap, 0.010in bond line thickness, separation rate 0.1 in/min metals, 2 in/min plastics, abraded and solvent wiped substrates, 1/16in metals, 1/8in plastics Cohesive (CF), Adhesive (AF), and Substrate (SF) Failure

Overlap Shear Strength 24hour Aluminum (Tested at -40°C/F) 4800 lb/in² [View](#) 

Test Method: ASTM D1002

Test Name: Overlap Shear Strength
Dwell/Cure Time: 24.0
Dwell Time Units: hr
Temp C: 23C
Temp F: 73F
Environmental Condition: 50%RH
Substrate: Aluminum
Surface Preparation: Light Abrasion and Solvent Clean

Notes: 1min open time, 1/2in overlap, 0.010in bond line thickness, separation rate 0.1 in/min metals, 2 in/min plastics, abraded and solvent wiped substrates, 1/16in metals, 1/8in plastics Cohesive (CF), Adhesive (AF), and Substrate (SF) Failure

Overlap Shear Strength 24hour Aluminum (Tested at 82°C/180°F) 709 lb/in² [View](#) 

Test Method: ASTM D1002

Test Name: Overlap Shear Strength
 Dwell/Cure Time: 24.0
 Dwell Time Units: hr
 Temp C: 23C
 Temp F: 73F
 Environmental Condition: 50%RH
 Substrate: Aluminum
 Surface Preparation: Light Abrasion and Solvent Clean

Notes: 1min open time, 1/2in overlap, 0.010in bond line thickness, separation rate 0.1 in/min metals, 2 in/min plastics, abraded and solvent wiped substrates, 1/16in metals, 1/8in plastics Cohesive (CF), Adhesive (AF), and Substrate (SF) Failure

Storage and Shelf Life

Store product at 80°F (27°C) or below. Refrigeration at 40°F (4°C) will help extend shelf life. Do not freeze. Allow product to reach room temperature prior to use.

3M™ Scotch-Weld™ Acrylic Adhesives have a shelf life of 12 months from date of manufacture in unopened original containers kept at recommended storage conditions.




Bottom Matter

3M
 Industrial Adhesives and Tapes Division
 3M Center, Building 225-3S-06
 St. Paul, MN 55144-1000
 800-362-3550

Trademarks

3M, Scotch-Weld and EPX are trademarks of 3M Company.

Dispense Properties

Property	Values	Additional Information
Thixotropic Index	3.8	
Mixing Nozzle Recommendation	Quadro Mixing Nozzle Mix Elements: 16 Length (mm): 90 Volume (ml): 1.72 3M Stock #:7100202930	View 
Notes: 50ml Cartridge		
Mixing Nozzle Recommendation	Helical Mixing Nozzle Mix Elements: 18 Length (mm): 221.9 Volume (ml): 12.96 3M Stock #: 7100015959	View 
Notes: 400ml Cartridge		
Mixing Nozzle Recommendation	Helical Low waste Mixing Nozzle Mix Elements: 24 Length (mm): 136.7 Volume (ml): 6.28 3M Stock #:7100066351	View 

Notes: 400ml Cartridge

Fillers	Product contains ceramic particles from 0.002" to 0.010"
Cleaning Recommendation	Excess uncured adhesive can be cleaned with methyl ethyl ketone (MEK)
Packaging	45ml & 490ml cartridges 5 gallon pails 55 gal drums

Automotive Disclaimer

Automotive Applications: This product is an industrial product and has not been designed or tested for use in certain automotive applications, including, but not limited to, automotive electric powertrain battery or high voltage applications. This product does not fully adhere to typical automotive design or quality system requirements, such as IATF 16949 or VDA 6.3. This product may not be manufactured in an IATF certified facility and may not meet a Ppk of 1.33 for all properties. The product may not undergo an automotive production part approval process (PPAP). Customer is solely responsible for evaluating the product and determining whether it is appropriate and suitable for customer's automotive application and for conducting incoming inspections before use of the product. Failure to do so may result in injury, death, and/or harm to property. No written or verbal statement, report, data or recommendation by 3M related to automotive use of the product shall have any force or effect unless in an agreement signed by the Technical Director of 3M's Automotive Division. Customer assumes all responsibility and risk if customer chooses to use this product in an automotive electric powertrain battery or high voltage application, and 3M will not be liable for any loss or damage arising from or related to the 3M product or customer's use of the product, whether direct, indirect, special, incidental, or consequential (including, but not limited to, lost profits or business opportunity or recall costs), regardless of the legal or equitable theory asserted, including, but not limited to, warranty, contract, negligence, or strict liability. In no event shall 3M be liable for any damages in excess of the purchase price paid for the product.

NOTWITHSTANDING ANY OTHER STATEMENT TO THE CONTRARY, 3M MAKES NO REPRESENTATIONS, WARRANTIES OR CONDITIONS WHATSOEVER, EXPRESS OR IMPLIED, REGARDING THE PRODUCT IF USED IN AN AUTOMOTIVE ELECTRIC POWERTRAIN BATTERY OR HIGH VOLTAGE APPLICATION, INCLUDING, BUT NOT LIMITED TO, ANY WARRANTY ON PERFORMANCE, LONGEVITY, SUITABILITY, COMPATIBILITY, OR INTEROPERABILITY, OR ANY IMPLIED WARRANTY OR CONDITION OF MERCHANTABILITY, FITNESS FOR A PARTICULAR PURPOSE, OR ARISING OUT OF A COURSE OF DEALING, CUSTOM, OR USAGE OF TRADE.

Handling/Application Information

Directions for Use

1. To obtain the highest strength structural bonds, paint, oxide films, oils, dust, mold release agents, and all other surface contaminants must be completely removed. The amount of surface preparation depends on the required bond strength and environmental aging resistance desired by user. For suggested surface preparations on common substrates, see the section on surface preparation.

2. Mixing For Duo-Pak Cartridges

Store cartridges with cap end up to allow any air bubbles to rise towards the tip. To use, simply insert the cartridge into the EPX applicator and start the plunger into the cylinders using light pressure on the trigger. Then remove the cap and expel a small amount of adhesive to ensure material flows freely from both sides of cartridge. For automatic mixing, attach an EPX mixing nozzle to the cartridge and begin dispensing the adhesive. For hand mixing, expel the desired amount of adhesive and mix thoroughly. Mix approximately 15 seconds after obtaining a uniform color.

For Bulk Containers

Mix thoroughly by weight or volume in the proportion specified on the product label or in the typical uncured properties section. Mix approximately 15 seconds after obtaining a uniform color.

3. Apply adhesive and join surfaces within the open time listed for the specific product. Larger quantities and/or higher temperatures will reduce this working time.

4. Allow adhesive to cure at 60°F (16°C) or above until completely firm. Applying heat up to 150°F (66°C) will increase cure speed.

5. Keep parts from moving during cure. Apply contact pressure or fixture in place if necessary. Optimum bond line thickness ranges from 0.005 to 0.020 inch; shear strength will be maximized with thinner bond lines, while peel strength reaches a maximum with thicker bond lines.

6. Excess uncured adhesive can be cleaned up with ketone-type solvents.

*Note: When using solvents, extinguish all ignition sources, including pilot lights, and follow the manufacturer’s precautions and directions for use.

Surface Preparation

3M™ Scotch-Weld™ Acrylic Adhesives are designed to be used on painted/coated metals, most bare metals, and most plastics and composite materials. The following cleaning methods are suggested for common surfaces: Painted/coated metals: 1. Wipe surface free of dust and dirt with clean cloth and pure isopropyl alcohol.* 2. Sandblast or lightly abrade using clean fine grit abrasives. Do not completely remove the paint layer or coating down to bare steel. 3. Wipe again with clean cloth and pure isopropyl alcohol to remove loose particles.* Bare metals: 1. Wipe surface free of dust and dirt with clean cloth and pure acetone.* 2. Sandblast or lightly abrade using clean fine grit abrasives. 3. Wipe again with clean cloth and pure acetone to remove loose particles.* Plastics and composite materials: 1. Wipe surface free of dust and dirt with clean cloth and pure isopropyl alcohol.* 2. Lightly abrade using fine grit abrasives. 3. Wipe again with clean cloth and pure isopropyl alcohol to remove loose particles.* *Note: When using solvents, extinguish all ignition sources, including pilot lights, and follow the manufacturer’s precautions and directions for use.

References

Property	Values
3m.com Product Page	https://www.3m.com/3M/en_US/p/d/b5005282004/
Safety Data Sheet SDS	https://www.3m.com/3M/en_US/company-us/SDS-search/results/?gsaAction=msdsSRA&msdsLocale=en_US&co=ptn&q=DP8725NS

Family Group

Link Tags:

• DP8725NS

Products	Open Time	Time to Structural Strength	Color	Worklife	Time to Full Cure	Shore D Hardness
DP8725NS	25 to 30 min	30 to 35 min	Black	20 to 22 min	24 hr	65

ISO Statement

This Industrial Adhesives and Tapes Division product was manufactured under a 3M quality system registered to ISO 9001 standards.

Precautionary Information

Refer to Product Label and Material Safety Data Sheet for health and safety information before using this product. For additional health and safety information, call 1-800-364-3577 or (651) 737-6501.

Information

Technical Information: The technical information, guidance, and other statements contained in this document or otherwise provided by 3M are based upon records, tests, or experience that 3M believes to be reliable, but the accuracy, completeness, and representative nature of such information is not guaranteed. Such information is intended for people with knowledge and technical skills sufficient to assess and apply their own informed judgment to the information. No license under any 3M or third party intellectual property rights is granted or implied with this information.

Product Selection and Use: Many factors beyond 3M’s control and uniquely within user’s knowledge and control can affect the use and performance of a 3M product in a particular application. As a result, customer is solely responsible for evaluating the product and determining whether it is appropriate and suitable for customer’s application, including conducting a workplace hazard assessment and reviewing all applicable regulations and standards (e.g., OSHA, ANSI, etc.). Failure to properly evaluate, select, and use a 3M product and appropriate safety products, or to meet all applicable safety regulations, may result in injury, sickness, death, and/or harm to property.

Warranty, Limited Remedy, and Disclaimer: Unless a different warranty is specifically stated on the applicable 3M product packaging or product literature (in which case such warranty governs), 3M warrants that each 3M product meets the applicable 3M product specification at the time 3M ships the product. 3M MAKES NO OTHER WARRANTIES OR CONDITIONS, EXPRESS OR IMPLIED, INCLUDING, BUT NOT LIMITED TO, ANY IMPLIED WARRANTY OR CONDITION OF MERCHANTABILITY, FITNESS FOR A PARTICULAR PURPOSE, OR ARISING OUT OF A COURSE OF DEALING, CUSTOM, OR USAGE OF TRADE. If a 3M product does not conform to this warranty, then the sole and exclusive remedy is, at 3M's option, replacement of the 3M product or refund of the purchase price.

Limitation of Liability: Except for the limited remedy stated above, and except to the extent prohibited by law, 3M will not be liable for any loss or damage arising from or related to the 3M product, whether direct, indirect, special, incidental, or consequential (including, but not limited to, lost profits or business opportunity), regardless of the legal or equitable theory asserted, including, but not limited to, warranty, contract, negligence, or strict liability.

Disclaimer: 3M industrial and occupational products are intended, labeled, and packaged for sale to trained industrial and occupational customers for workplace use. Unless specifically stated otherwise on the applicable product packaging or literature, these products are not intended, labeled, or packaged for sale to or use by consumers (e.g., for home, personal, primary or secondary school, recreational/sporting, or other uses not described in the applicable product packaging or literature), and must be selected and used in compliance with applicable health and safety regulations and standards (e.g., U.S. OSHA, ANSI), as well as all product literature, user instructions, warnings, and limitations, and the user must take any action required under any recall, field action or other product use notice. Misuse of 3M industrial and occupational products may result in injury, sickness, or death. For help with product selection and use, consult your on-site safety professional, industrial hygienist, or other subject matter expert. For additional product information, visit www.3M.com.