

Technical Data Sheet

3M™ Scotch-Weld™ Urethane Adhesive DP604NS Black

Product Description

3M™ Scotch-Weld™ Urethane Adhesive DP604NS is a black, rapid setting, two-component polyurethane. It is packaged as 1:1 ratio liquids in a duo-pak cartridge. With the squeeze of the trigger, the components are automatically mixed and easily dispensed as a bubble-free non-sag paste.


Product Features

- Fast Setting
- Easy Mixing, Non-Sag formulation
- 1:1 Mix Ratio
- Low Temperature Flexibility

Technical Information Note

The following technical information and data should be considered representative or typical only and should not be used for specification purposes.

Typical Uncured Physical Properties

Property	Values	Additional Information
Color	Black	View 


Notes: Colors may vary from nearly white to yellow/amber. Adhesive performance is not affected by color variation.

Base Color	Clear Yellowish
------------	-----------------

Accelerator Color	Opaque Black
-------------------	--------------

Base Density	8.3 to 8.7 lb/gal
--------------	-------------------

Accelerator Density	8.5 to 8.9 lb/gal
---------------------	-------------------

Base Viscosity	800 to 2000 cP	View 
Temp C: 23C Temp F: 72F		
Notes: Brookfield CP #3 @ 20 rpm,		


Accelerator Viscosity	1500 to 3500 cP	View 
-----------------------	-----------------	--

Temp C: 23C
Temp F: 72F



Notes: Brookfield CP #3 @ 20 rpm,

Mix Ratio by Volume (B:A)	1:1
Mix Ratio by Weight (B:A)	1:1

Typical Mixed Physical Properties

Property	Values	Additional Information
Open Time	4 min	View 

Notes: POR=Pop Off Rubber

Worklife, 10g mixed	4 min	View 
Temp C: 23C Temp F: 73F		
Set Time (min)	20 min	View 

Temp C: 23C
Temp F: 73F

Notes: Minimum time required to achieve 50 psi of overlap shear strength. Cure times are approximate and depend on adhesive temperature.


Typical Physical Properties


Property	Values	Additional Information
Color	Black	View 
Test Name: Cured		

Typical Cured Characteristics

Property	Values	Additional Information
Modulus	6700 lb/in ²	View 

Test Method: ASTM D638

Shore A Hardness	85	View 
Test Method: ASTM D2240		
Temp C: 23C Temp F: 73F		

Strain at Break 420 % [View](#) 

Test Method: ASTM D638

Temperature Range -60-250 °F

Temperature Range -51-121 °C

Typical Performance Characteristics


Property	Values	Additional Information
----------	--------	------------------------

Long Term Temperature Resistance	121 °C	
----------------------------------	--------	--

Minimum Long Term Temperature Resistance	-51 °C	
--	--------	--

Long Term Temperature Resistance	250 °F	
----------------------------------	--------	--


Minimum Long Term Temperature Resistance	-60 °F	
--	--------	--

Bell Peel 33 lb/in width [View](#) 

Test Method: ASTM D3167

Temp C: 23C
Temp F: 72F
Substrate: Etched Aluminum


Notes: Bell peel strengths were measured on 1 in. wide bonds at the temperatures noted. The testing jaw separation rate was 6 in. per minute. AF: adhesive failure CF: cohesive failure SF: substrate failure

Overlap Shear Strength 7day Aluminum 650 lb/in² [View](#) 

Test Method: ASTM D1002

Test Name: Overlap Shear Strength
Dwell/Cure Time: 7.0
Dwell Time Units: day
Temp C: 23C
Temp F: 73F
Environmental Condition: 50%RH
Substrate: Aluminum
Surface Preparation: MEK/Abrade/MEK

Notes: 1in wide 1/2in overlap specimens. 2 panels of 0.05-0.064in x 4in x 7in 2024T-3 clad aluminum bonded and cut to 1in wide samples after 24hr. Jaw separation 0.1 in/min, 0.005-0.008in bondline. Cohesive (CF), Adhesive (AF), and Substrate (SF) Failure

Overlap Shear Strength 7day Cold Rolled Steel 660 lb/in² [View](#) 

Test Method: ASTM D1002

Test Name: Overlap Shear Strength
Dwell/Cure Time: 7.0
Dwell Time Units: day
Temp C: 23C
Temp F: 73F
Environmental Condition: 50%RH
Substrate: Cold Rolled Steel
Surface Preparation: MEK/Abrade/MEK

Notes: Overlap shear (OLS) strengths were measured on 1in wide 1/2in overlap specimens on 1in x 4in x .060in substrates. Jaw separation 0.1 in/min. 0.005-0.008in bondline. Cohesive (CF), Adhesive(AF), and Substrate(SF) Failure

Overlap Shear Strength 7day ABS

640 lb/in²

View 

Test Method: ASTM D1002

Test Name: Overlap Shear Strength
Dwell/Cure Time: 7.0
Dwell Time Units: day
Temp C: 23C
Temp F: 73F
Environmental Condition: 50%RH
Substrate: ABS
Surface Preparation: IPA Wipe/Abrade/IPA Wipe

Notes: Overlap shear (OLS) strengths were measured on 1 in. wide 1/2 in. overlap specimens. Bonds made with 1 in x 4 in x 0.125in pieces of substrate with a 0.005-0.008in bondline. Jaw Separation 2in/min Cohesive (CF), Adhesive (AF), Substrate (SF) Failure

Overlap Shear Strength 7day Polyvinyl chloride (PVC)

620 lb/in²

View 

Test Method: ASTM D1002

Test Name: Overlap Shear Strength
Dwell/Cure Time: 7.0
Dwell Time Units: day
Temp C: 23C
Temp F: 73F
Environmental Condition: 50%RH
Substrate: Polyvinyl chloride (PVC)
Surface Preparation: IPA Wipe/Abrade/IPA Wipe

Notes: Overlap shear (OLS) strengths were measured on 1 in. wide 1/2 in. overlap specimens. 1" x 4" x 0.125" substrate Jaw separation 2 in/min; 0.005-0.008in bondline. Cohesive Failure (CF), Adhesive Failure (AF), Substrate Failure (SF)

Overlap Shear Strength 7day Polycarbonate (PC)

720 lb/in²

View 

Test Method: ASTM D1002

Test Name: Overlap Shear Strength
Dwell/Cure Time: 7.0
Dwell Time Units: day
Temp C: 23C
Temp F: 73F
Environmental Condition: 50%RH
Substrate: Polycarbonate (PC)
Surface Preparation: IPA Wipe/Abrade/IPA Wipe

Notes: Overlap shear (OLS) strengths were measured on 1 in. wide 1/2 in. overlap specimens. 1" x 4" x 0.125" substrate Jaw separation 2 in/min; 0.005-0.008in bondline. Cohesive Failure (CF), Adhesive Failure (AF), Substrate Failure (SF)

Overlap Shear Strength 7day Acrylic (PMMA)

700 lb/in²

View 

Test Method: ASTM D1002

Test Name: Overlap Shear Strength
Dwell/Cure Time: 7.0
Dwell Time Units: day
Temp C: 23C
Temp F: 73F
Environmental Condition: 50%RH
Substrate: Acrylic (PMMA)

Notes: Overlap shear (OLS) strengths were measured on 1 in. wide 1/2 in. overlap specimens. 1" x 4" x 0.125" substrate Jaw separation 2 in/min; 0.005-0.008in bondline. Cohesive Failure (CF), Adhesive Failure (AF), Substrate Failure (SF)

Overlap Shear Strength 7day Fiber-Reinforced Plastic

640 lb/in²View 

Test Method: ASTM D1002

Test Name: Overlap Shear Strength
Dwell/Cure Time: 7.0
Dwell Time Units: day
Temp C: 23C
Temp F: 73F
Environmental Condition: 50%RH
Substrate: Fiber-Reinforced Plastic
Surface Preparation: IPA Wipe/Abrade/IPA Wipe

Notes: Overlap shear (OLS) strengths were measured on 1 in. wide 1/2 in. overlap specimens. 1" x 4" x 0.125" substrate Jaw separation 2 in/min; 0.005-0.008in bondline. Cohesive Failure (CF), Adhesive Failure (AF), Substrate Failure (SF)

Storage and Shelf Life

Store products at 60-80°F (15-27°C) for maximum shelf life.

These products have a shelf life of 18 months from date of manufacture in original duo-pak containers at room temperature.

Bottom Matter

3M

Industrial Adhesives and Tapes Division

3M Center, Building 225-3S-06

St. Paul, MN 55144-1000

800-362-3550

Trademarks

3M, Scotch-Weld and EPX are trademarks of 3M Company.

Automotive Disclaimer

Automotive Applications: This product is an industrial product and has not been designed or tested for use in certain automotive applications, including, but not limited to, automotive electric powertrain battery or high voltage applications. This product does not fully adhere to typical automotive design or quality system requirements, such as IATF 16949 or VDA 6.3. This product may not be manufactured in an IATF certified facility and may not meet a Ppk of 1.33 for all properties. The product may not undergo an automotive production part approval process (PPAP). Customer is solely responsible for evaluating the product and determining whether it is appropriate and suitable for customer's automotive application and for conducting incoming inspections before use of the product. Failure to do so may result in injury, death, and/or harm to property. No written or verbal statement, report, data or recommendation by 3M related to automotive use of the product shall have any force or effect unless in an agreement signed by the Technical Director of 3M's Automotive Division. Customer assumes all responsibility and risk if customer chooses to use this product in an automotive electric powertrain battery or high voltage application, and 3M will not be liable for any loss or damage arising from or related to the 3M product or customer's use of the product, whether direct, indirect, special, incidental, or consequential (including, but not limited to, lost profits or business opportunity or recall costs), regardless of the legal or equitable theory asserted, including, but not limited to, warranty, contract, negligence, or strict liability. In no event shall 3M be liable for any damages in excess of the purchase price paid for the product.

NOTWITHSTANDING ANY OTHER STATEMENT TO THE CONTRARY, 3M MAKES NO REPRESENTATIONS, WARRANTIES OR CONDITIONS WHATSOEVER, EXPRESS OR IMPLIED, REGARDING THE PRODUCT IF USED IN AN AUTOMOTIVE ELECTRIC POWERTRAIN BATTERY OR HIGH VOLTAGE APPLICATION, INCLUDING, BUT NOT LIMITED TO, ANY WARRANTY ON PERFORMANCE, LONGEVITY, SUITABILITY, COMPATIBILITY, OR INTEROPERABILITY, OR ANY IMPLIED WARRANTY OR CONDITION OF MERCHANTABILITY, FITNESS FOR A PARTICULAR PURPOSE, OR ARISING OUT OF A COURSE OF DEALING, CUSTOM, OR USAGE OF TRADE.

Handling/Application Information

Application Examples

- Building & Construction Maintenance & Repair
- Manufacturing & Assembly
- Bonds wood or metal door sills to concrete and seals permanently
- Bonds wood and metal door frames to wood or metal structure
- Bonds wood paneling to wood or plaster

- As a combination structural adhesive and sealant in construction applications
- Bonding of aluminum shades to glass
- Damming material against corrosion
- Sealing fabric water hoses
- General bonding and sealing (structural sealing)

Directions for Use

3M™ Scotch-Weld™ Urethane Adhesive DP604NS is supplied in dual syringe plastic duo- pak cartridges as part of the 3M™ EPX™ Applicator System. The duo-pak cartridges are supplied in 48.5 ml and 400 ml configurations. To use the EPX cartridge system simply insert the duo-pak cartridge into the EPX applicator. Next, remove the duo-pak cartridge cap and expel a small amount of adhesive to be sure both sides of the duo-pak cartridge are flowing evenly and freely. If simultaneous mixing of Part A and Part B is desired, attach the EPX mixing nozzle to the duo-pak cartridge and begin dispensing the adhesive.

When mixing Part A and Part B manually the components must be mixed in the ratio indicated in the typical uncured properties section of this data sheet. Complete mixing of the two components is required to obtain optimum properties.

Two-part mixing/proportioning/dispensing equipment is available for intermittent or production line use. These systems are ideal for line uses because of their variable shot size and flow rate characteristics and are adaptable to most applications.

Apply adhesive to clean, dry surfaces, joint parts and secure until adhesive sets.

Surface Preparation

The following surface preparations were used for substrates described in this Technical Data Sheet.

A. Aluminum Etch

Optimized FPL Etch - 3M (test method C-2803)

1. Alkaline degrease – Oakite 164 solution (9-11 oz./gallon water) at 190°F ± 10°F (88°C ± 5°C) for 10-20 minutes. Rinse immediately in large quantities of cold running water (3M test method C-2802).

2. Optimized FPL Etch Solution (1 liter):

Material Amount

Distilled Water 700 ml plus balance of liter (see below)

Sodium Dichromate 28 to 67.3 grams

Sulfuric Acid 287.9 to 310.0 grams

Aluminum Chips 1.5 grams/liter of mixed solution

To prepare 1 liter of this solution, dissolve sodium dichromate in 700 ml of distilled water. Add sulfuric acid and mix well. Add additional distilled water to fill to 1 liter. Heat mixed solution to 66 to 71°C (150 to 160°F).

Dissolve 1.5 grams of 2024 bare aluminum chips per liter of mixed solution. Gentle agitation will help aluminum dissolve in about 24 hours.

To FPL etch panels, place them in the above solution at 150 to 160°F (66 to 71°C) for 12 to 15 minutes.

Note: Review and follow precautionary information provided by chemical suppliers prior to preparation of this etch solution.

Rinse immediately in large quantities of clear running tap water.

Dry – air dry approximately 15 minutes followed by force dry at 140°F (60°C) maximum for 10 minutes (minimum).

3. Both surface structure and chemistry play a significant role in determining the strength and permanence of bonded structures. It is therefore advisable to bond or prime freshly primed clean surfaces as soon as possible after surface preparation in order to avoid contamination and/or mechanical damage. Please contact your 3M sales representative for primer recommendations.

B. Oakite Degrease

Oakite 164 solutions (9-11 oz./gallon of water) at 190°F ± 10°F (88°C ± 5°C) for 2 minutes. Rinse immediately in large quantities of cold running water.

C. MEK/Abrade/MEK

Wipe surface with a methyl ethyl ketone (MEK) soaked swab, abrade and wipe with a MEK soaked swab.* Allow solvent to evaporate before applying adhesive.

*Note: When using solvents, extinguish all ignition sources, including pilot lights, and follow the manufacturer’s precautions and directions for use.

D. Isopropyl Alcohol Wipe Only Surface Preparation

Wipe surface with an isopropyl alcohol soaked swab.* Allow solvent to evaporate before applying adhesive.

*Note: When using solvents, extinguish all ignition sources, including pilot lights, and follow the manufacturer’s precautions and directions for use.

E. Isopropyl Alcohol/Abrade/Isopropyl Alcohol Surface Preparation

Wipe surface with an isopropyl alcohol soaked swab, abrade using clean fine grit abrasives, and wipe with an isopropyl alcohol soaked swab.* Then allow solvent to evaporate before applying adhesive.

*Note: When using solvents, extinguish all ignition sources, including pilot lights, and follow the manufacturer’s precautions and directions for use.

References

Property	Values
3m.com Product Page	https://www.3m.com/3M/en_US/p/d/b40066475/
Safety Data Sheet SDS	https://www.3m.com/3M/en_US/company-us/SDS-search/results/?gsaAction=msdsSRA&msdsLocale=en_US&co=ptn&q=DP604NS Black

Family Group

Link Tags:

• DP604NS Black

Products	Open Time	Color	Set Time (min)	Long Term Temperature Resistance	Minimum Long Term Temperature Resistance
DP604NS Black	4 min	Black	20 min	121 °C	-51 °C

ISO Statement

This Industrial Adhesives and Tapes Division product was manufactured under a 3M quality system registered to ISO 9001 standards.

Information

Technical Information: The technical information, guidance, and other statements contained in this document or otherwise provided by 3M are based upon records, tests, or experience that 3M believes to be reliable, but the accuracy, completeness, and representative nature of such information is not guaranteed. Such information is intended for people with knowledge and technical skills sufficient to assess and apply their own informed judgment to the information. No license under any 3M or third party intellectual property rights is granted or implied with this information.

Product Selection and Use: Many factors beyond 3M’s control and uniquely within user’s knowledge and control can affect the use and performance of a 3M product in a particular application. As a result, customer is solely responsible for evaluating the product and determining whether it is appropriate and suitable for customer’s application, including conducting a workplace hazard assessment and reviewing all applicable regulations and standards (e.g., OSHA, ANSI, etc.). Failure to properly evaluate, select, and use a 3M product and appropriate safety products, or to meet all applicable safety regulations, may result in injury, sickness, death, and/or harm to property.

Warranty, Limited Remedy, and Disclaimer: Unless a different warranty is specifically stated on the applicable 3M product packaging or product literature (in which case such warranty governs), 3M warrants that each 3M product meets the applicable 3M product specification at the time 3M ships the product. 3M MAKES NO OTHER WARRANTIES OR CONDITIONS, EXPRESS OR IMPLIED, INCLUDING, BUT NOT LIMITED TO, ANY IMPLIED WARRANTY OR CONDITION OF MERCHANTABILITY, FITNESS FOR A PARTICULAR PURPOSE, OR ARISING OUT OF A COURSE OF DEALING, CUSTOM, OR USAGE OF TRADE. If a 3M product does not conform to this warranty, then the sole and exclusive remedy is, at 3M’s option, replacement of the 3M product or refund of the purchase price.

Limitation of Liability: Except for the limited remedy stated above, and except to the extent prohibited by law, 3M will not be liable for any loss or damage arising from or related to the 3M product, whether direct, indirect, special, incidental, or consequential (including, but not limited to, lost profits or business opportunity), regardless of the legal or equitable theory asserted, including, but not limited to, warranty, contract, negligence, or

strict liability.

Disclaimer: 3M industrial and occupational products are intended, labeled, and packaged for sale to trained industrial and occupational customers for workplace use. Unless specifically stated otherwise on the applicable product packaging or literature, these products are not intended, labeled, or packaged for sale to or use by consumers (e.g., for home, personal, primary or secondary school, recreational/sporting, or other uses not described in the applicable product packaging or literature), and must be selected and used in compliance with applicable health and safety regulations and standards (e.g., U.S. OSHA, ANSI), as well as all product literature, user instructions, warnings, and limitations, and the user must take any action required under any recall, field action or other product use notice. Misuse of 3M industrial and occupational products may result in injury, sickness, or death. For help with product selection and use, consult your on-site safety professional, industrial hygienist, or other subject matter expert. For additional product information, visit www.3M.com.